



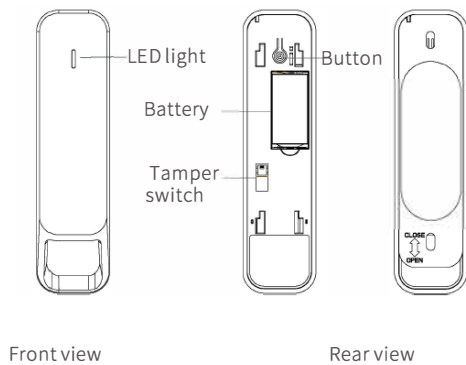
## MP31 Curtain PIR Detector

This product is a small curtain PIR detector suitable for safety precautions on balconies, windows, corridors, etc. The circuit has anti-RF interference, automatic temperature compensation and other functions. It can respond quickly to human body intrusion and generate an alarm.

### Packing List

- Detector(1×)
- Expansion Pipe(2×)
- Screw(2×)
- Instruction manual(1×)
- Bracket(1×)
- 3M Tape(1×)

### Product Diagram



### Technical Parameters

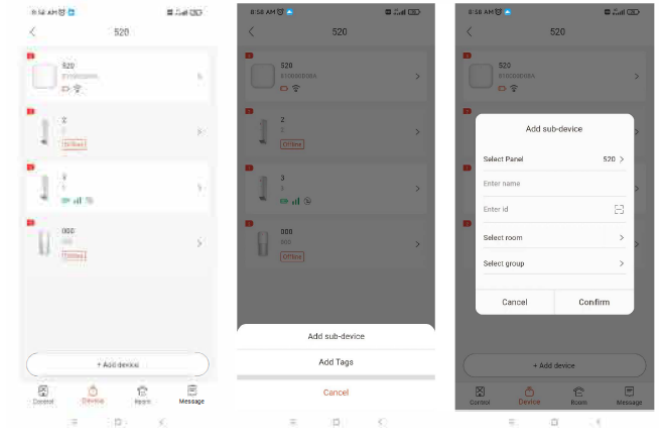
Working Voltage	DC3V(CR123A)
Working Current	50mA
Quiescent Current	≤35uA
Working Temperature	-10°C~+55°C
Working Humidity	≤95%RH, no condensation
Installation Method	wall-mounted 2.4m/ceiling 3.6m
Detection Distance	12M (wall-mounted)/8M (ceiling)
Detection Angle	15°
Pet-Proof Installation	Please check "Small Pet Proof Installation Diagram"
Wireless Protocol	868MHz
Wireless Distance	800m
Battery Life	5 years
Dimension	132×34×43mm

### Product Usage

- (1) Alarm panel must be already added to application iGET M6.
- (2) In app click "+" > "Add Device" > "Scan Device QR Code" and press the prompt to proceed with the subsequent operations, as shown in the screenshots.

(3) Open the APP, please follow the alarm host user guide to add the host to the App.

(4) After the host is successfully bound, select APP "+" > "Add sub-device" > "Scan device QR code" and follow the prompts for subsequent operations, as shown in the picture."

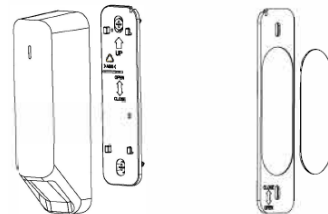


### 3. Function description

- (1) This product needs to be used with an alarm host. When using this product for the first time or replacing the alarm host, it must be connected to the alarm host.
- (2) Please follow the steps to add sub-devices to add this product to the alarm host.
- (3) This product has a low-voltage reminder function. When the battery voltage of the product is low, the sensor will send a low-voltage reminder to the alarm host.
- (4) This product has a sensitivity adjustment function, which can be configured through the APP.
- (5) The heartbeat configuration function of this product can be configured through APP 36~128S.
- (6) This product has an anti-disassembly function. When the device is dismantled, the red light will flash once and a disassembly alarm message will be sent to the host.

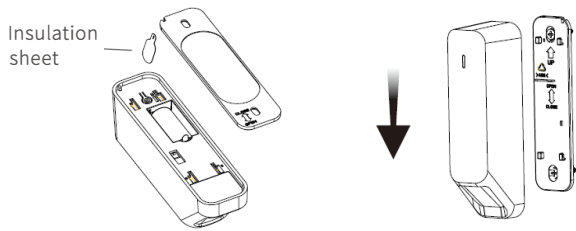
### Installation Instruction

- (1) This product needs to be installed with a bracket. Select the wall installation location and fix the bracket base with screws or 3M glue.



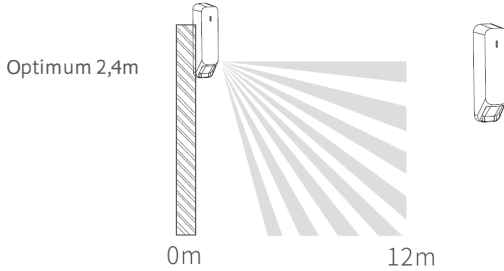
- (2) Take out the battery insulation sheet, the green indicator light will flash quickly, and the detector will automatically perform network distribution operations with the gateway within 30 seconds.

- (3) Insert the detector into the sliding cover of the bracket and install according to the arrow instructions. The installation is complete.

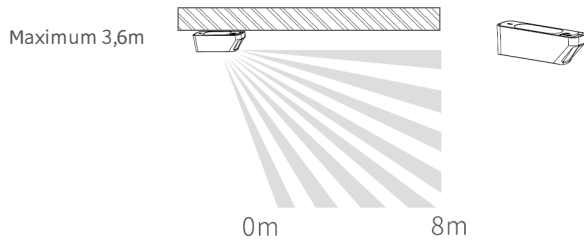


## Installation and Use

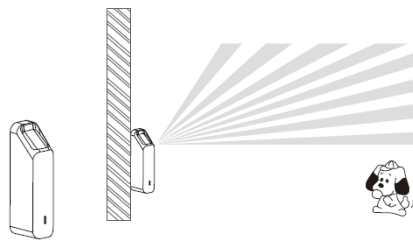
### Wall - mounted Installation Diagram



### Ceiling Installation Diagram

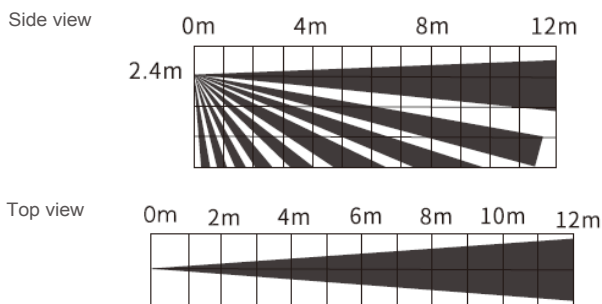


### Small pet proof Installation Diagram



Installation height: 0,8m, detection distance: 6m

## Detection Range

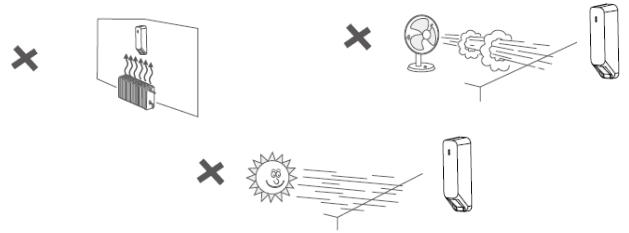


## Precautions

(1) This product is for indoor use only. Please install and use it correctly according to the user guide. Do not touch the surface of the lens to avoid affecting the sensitivity of the product. If you need to clean the lens, please disconnect the power supply and wipe it with a soft cloth dipped in a little alcohol.

(2) Please avoid using it in an environment with large temperature changes. The installation location should avoid being close to air conditioners, electric fans, refrigerators, ovens and objects that can cause temperature changes, and avoid direct sunlight on the product.

(3) This product can prevent accidents, but it cannot ensure that it is foolproof. For the sake of safety, in addition to using this product correctly, please be more vigilant and strengthen safety prevention awareness in daily life.



## Warranty and safety notices

- Do not place any heavy or sharp objects on the device.
  - Do not expose the device to direct sunlight and heat, and both must not be covered.
  - Do not expose the device to an environment with a temperature higher or lower than the recommended temperature.
  - Do not expose the device to a dusty and humid environment over 85% including rain and liquids (except for outdoor cameras).
  - Do not use any corrosive cleaning agents to clean the device.
  - Do not expose the device to strong magnetic or electronic interference.
  - Do not use any power adapters other than those included with the device. The supplied power supply can only be connected to an electrical outlet whose voltage corresponds to the information on the type plate of the power supply.
  - Do not leave the power adapter in places with low combustion temperatures and on parts of the human body, as the adapter heats up and may cause injury.
  - Do not use the device while eating or drinking.
  - Keep the device out of the reach of children.
  - The user is not authorized to disassemble the device or replace any of its parts. Opening or removing covers that are not originally accessible poses a risk of electric shock. Incorrect assembly and reconnection of the device also exposes you to the risk of electric shock. In the event of a necessary service intervention, contact only qualified service technicians.
  - If the device has been in an environment with a temperature lower than -30°C for a certain period of time, leave this device switched off in a room with a temperature of 10°C to +20°C for more than one hour. Only then can you switch it on.
  - For warranty repairs of the device, apply to your dealer. In case of technical problems and questions, contact your dealer. n) For households: The symbol (crossed-out wheeled bin) on the product or in the accompanying documentation means that used electrical or electronic products must not be disposed of with municipal waste. In order to dispose of the product correctly, hand it in at designated collection points, where it will be accepted free of charge. By disposing of this product correctly, you will help to conserve valuable natural resources and help prevent potential negative consequences for the environment and human health, which could otherwise be caused by inappropriate waste disposal. Please contact your local authorities or the nearest collection point for more details. Incorrect disposal of this type of waste may result in fines in accordance with national regulations. Information for users on disposal of electrical and electronic equipment (business and industrial use): For detailed information on the correct disposal of electrical and electronic equipment, please contact your dealer or supplier. Information for users on disposal of electrical and electronic equipment in other countries outside the European Union: The above symbol (crossed-out wheeled bin) is only valid in European Union countries. For detailed information on the correct disposal of electrical and electronic equipment, please contact your local authorities or the dealer where you purchased the equipment. This is indicated by the crossed-out wheeled bin symbol on the product, packaging or printed materials.
- Not intended for use near water, e.g. near a bathtub, washbowl, kitchen sink, laundry tub, in a wet basement, or near a swimming pool (except for outdoor cameras).
- Other precautions:
- Follow the rules for working with electrical appliances and connect the power cord only to the appropriate electrical sockets. The user is not authorized to disassemble the device or replace any of its parts. Opening or removing covers that are not originally intended for this purpose poses a risk of electric shock. Incorrect assembly and reconnection of the device also exposes you to the risk of electric shock.
- Declaration of Conformity:
- Hereby, INTELEK LTD, organizační složka declares that the device type MP31 (LH-909F/K) is in compliance with Directive 2014/53/EU and others. The full EU declaration of conformity is available on the following website: [www.iget.eu](http://www.iget.eu). The warranty period for the product is 24 months, unless otherwise stated.

RoHS:

This device meets the requirements on the restriction of the use of certain hazardous substances in electrical and electronic equipment (Government Regulation No. 481/2012 Coll., which was amended by Government Regulation No. 391/2016 Coll.) and thus the requirements of Directive 2011/65/EU of the European Parliament and of the Council on the restriction of the use of certain hazardous substances in electrical and electronic equipment. The RoHS declaration can be downloaded from [www.iget.eu](http://www.iget.eu).

Exclusive manufacturer/importer of iGET products for the EU:

INTELEK LTD, organizační složka, Ericha Roučky 1291/4, 627 00 Brno, Czech Republic

WEB: <http://www.iget.eu>

SUPPORT: <http://www.iget.eu/helpdesk>

Copyright © 2025 INTELEK LTD. All rights reserved.

